



EM600 - MORTICE C/W CONTACT

The BEL 600 series electromagnetic locks are renowned with its excellent holding force and the remarkable features.

The series compliance to CE and PSB Test are manufactured under the highest quality control to achieve the commitment to customer who always satisfied with maximum quality and reliability.



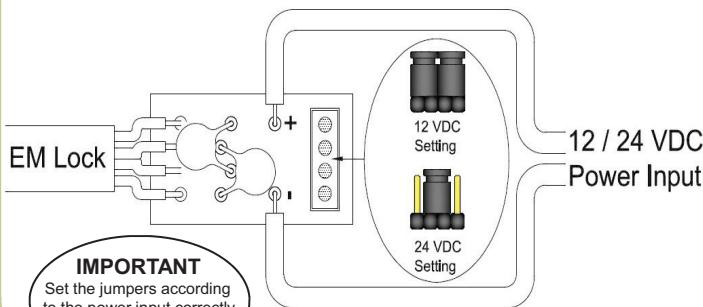
SPECIFICATIONS:

- ▶ **Voltage Input :** 12 VDC / 24 VDC
- ▶ **Current Draw :** 12V / 480mA ; 24V / 240mA (± 5%)
- ▶ **Holding Force (Max) :** 600 lbs (272 kg)
- ▶ **Dry Reed Contact (Max) :** 100VDC, 0.25A, 3W
- ▶ **Anti-Rust Surface Treatment :** Blue Zinc Plating
- ▶ **Operating Temperature :** 0~55° C (32~131° F)
- ▶ **Operating Humidity :** 0~95% (non condensing)
- ▶ **Weight (Magnet) :** 1.0 kg (± 1%)
- ▶ **Dimensions :** Magnet - (L)228x(W)38x(T)27 mm
Armature - (L)180x(W)38x(T)11 mm

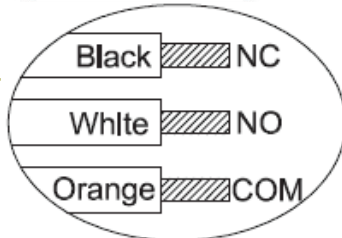


FEATURES:

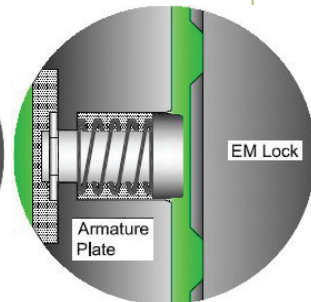
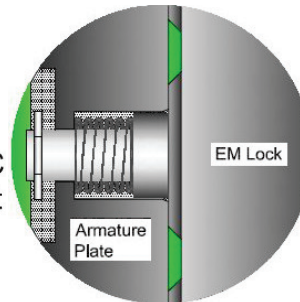
- ▶ **Dual Voltage Selectable (12 VDC or 24 VDC)**
- ▶ **Low Current Consumption**
- ▶ **Reliable Holding Force**
- ▶ **Reed Contact Monitoring Output**
- ▶ **Durable and Silence Operation**
- ▶ **Cosmeticize Anodized Aluminum Casing**
- ▶ **Surge & Spike Protection PCB**
- ▶ **Full Range of Optional Brackets**
- ▶ **Anti Residual Magnetism Kick Off Button**



IMPORTANT
Set the jumpers according to the power input correctly before switch on the power



Dry Reed Instruction



SECURITY . QUALITY . RELIABILITY